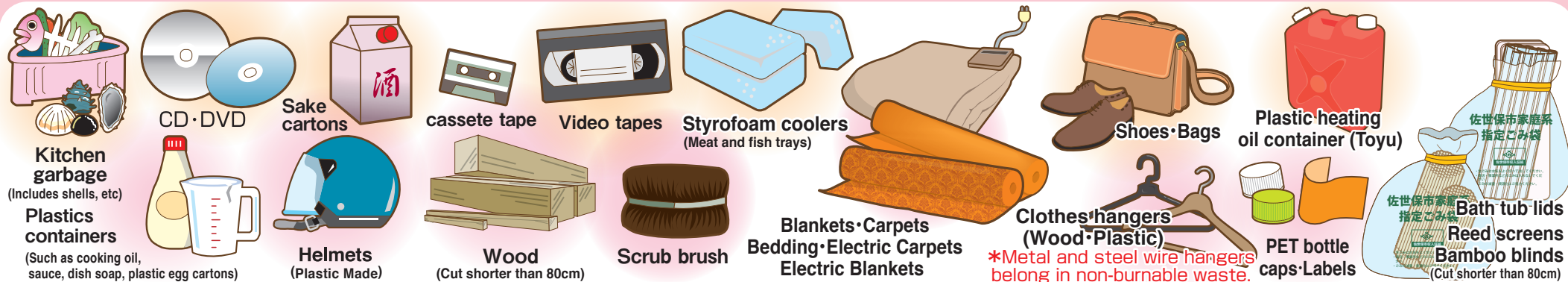


Burnable waste

Collected twice a week

Use designated garbage bags

Only items that fit into one designated garbage bag are accepted. Items that do not fit even in a large bag (45L) are considered oversized garbage. Please see page 9 for how to dispose of oversized garbage.



Designated garbage bags are not required for the following items.

Disposable diapers (for adults and children)

Put diapers in a transparent bag and write "Kamiomutsu" on it by using a permanent marker pen.

Pet animals' diapers & toilet pads have to be put in the designated bag as "Burnable".

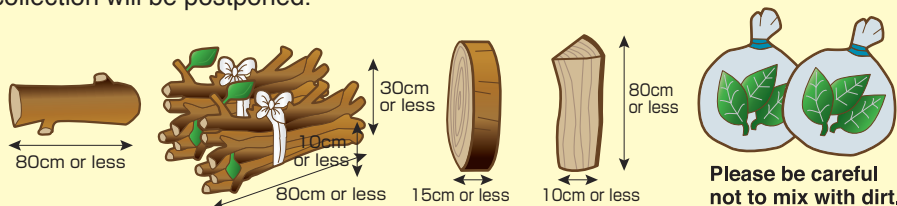


Yard waste

As for pruned wood, bamboo, and their branches, Cut them shorter than; 80cm in length, 15cm in thickness, 10cm in diameter. Bundle them no higher than 30cm. As for leaves and other gardening waste such as mown grass, put them in transparent or semi-transparent bags.

For disposal of reed screens, bamboo blinds or wooden items that you bought or made, Use designated garbage bags.

When there is a large amount of perishable garbage in the station, plant-waste collection will be postponed.



Important points on packing waste

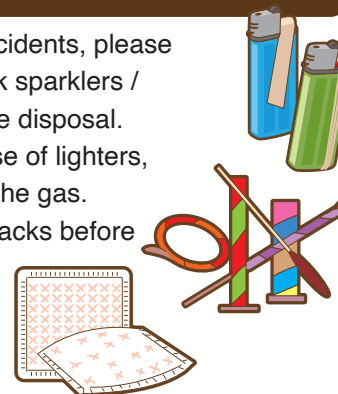
Kitchen waste

Please drain food scraps well, soak oil on paper or cloth, put it in a plastic bag and tie the mouth tightly.



Fireworks, disposable lighters & disposable heat pack

To prevent fire accidents, please make sure to soak sparklers / firecrackers before disposal. Before you dispose of lighters, Use up or empty the gas. Cool down heat packs before disposal.



For disposal of Ink cartridges made by brother, Cannon, Epson or HP, use the collection box at the post office listed below.

You can dispose of ink cartridges as "Burnable", either.


<http://www.inksatogaeri.jp>

Collection boxes are located in the following post offices

- Sasebo Post Office,
- Sasebo North Post Office,
- Sasebo West Post Office, Hiu Post Office,
- Haiki Post Office, Mikawachi Post Office
- Hario Post Office, Yoshii Post Office
- Kosaza post office, Emukae post office
- Shikamachi Post Office



Please return plastic and foam trays to the place of purchase.



Caution!
Some shops do not accept return of trays. Please check beforehand.

Non-Burnable waste **Collected once a month** Use designated garbage bags

Any item larger than the L-size(45ℓ) designated bag is “Oversized” waste. (See p.2)




Please double-bag your waste with transparent bags so that you don't break the designated bag by sharp edges.

You can put the following items all together in one designated bag.

To prevent accidents

Broken or sharp items

Wrap them in paper, put them in a bag and write “キケン” (Danger) on it, and put into the designated garbage bag.




Aerosol cans, Stoves and Fan heaters

Puncture and Empty aerosol cans, spray cans and gas-cylinders in the open air.

If not punctured and gas remains, cans will explode when scrapped.

Before you dispose of stoves or heaters, use up or soak up the fuel kerosene inside.

If fuel remains, it will cause serious fire.



Wastes no longer than 1 meter are acceptable as “Non-burnable”. Use the L-size designated bag for such waste as umbrellas or single golf clubs.

Examples of Non-burnable wastes

Ceramic ware	Glass	Metal ware	Knives and sharp objects	Metal pipe carts	Metal suitcases and attache cases
Gas stove	Bathroom scales	Microwave ovens	printer	Rice Cookers	Clocks
Stoves and Fan heaters (Small size)	Electric cords	Lids that have been separated from cans	Glass Tableware	Wristwatch	Bottle of homemade plum wine
Headphones	Aerosol cans	Cassette gas cylinders	Fishingrod and reel	Remote control (only for TV/DVD deck, air conditioner, etc.)	Vacuum Cleaners
Incandescent light bulbs LED	Cans or Bottles containing oil or oil-based products	Electric kettles	Thermal pots	Electric fans (Disassemble to reduce bulk)	

Rechargeable batteries cannot be collected or brought to a clean center. Please use a collection box at like a home appliance store.

Recyclables

Collected twice a month

Designated garbage bags are NOT needed

Cans

- Separate aluminium cans and steel cans.
- *Please check recycle icons on cans. Please do **not crush cans**. (Crushed cans may interfere with processing.)
- *Please dispose of **oily cans, metal lids, spray cans, cassette cylinders and so on, as "Non-burnable waste."**



Bottles

- Bottles such as beer bottles, Issho (1.8liters) bottles, Western liquors, energy drinks, jams, preservable food and instant coffee bottles are recyclables.
- *Please **dispose of bottles with oil, or oil based salad dressing, as "Non-burnable waste."**
- *Metal caps are "Non-burnable waste" while plastic caps are "Burnable waste".
- *Single serving Sake bottles are "Non-burnable waste".



PET bottles


※Please do not crush it.

- Rinse lightly **Remove caps and labels and dispose of them in the burnable trash**. PET bottles have the PET mark on the label. Those without the PET mark should be disposed of as burnable trash.
- You can also use the collection machines at some 7-Eleven stores in the city to dispose of plastic bottles.
- Containers such as cooking oil, sauces, detergent, egg cartons, etc. should be disposed of as burnable garbage.



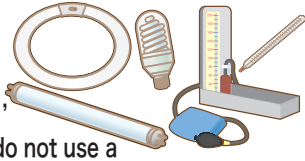
Used cloth/ clothes

- Recyclable old clothes and cloth (towels, curtains, etc.) (that can be sold at second-hand stores)
- *Do not let materials get wet on rainy days. Dispose of by placing in a clear plastic bag.
- *Socks, underwears, torn, dirty or wet clothing items are "Burnable waste".



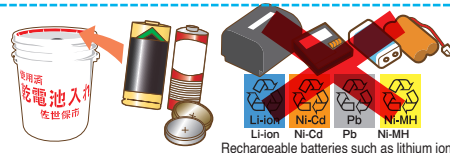
Fluorescent lamps & Mercury using meters for home use

- Fluorescent bulbs less than 40W and up to 120cm in length (including the bulb type fluorescent tube). Be careful not to break it. Wrap broken items in a piece of paper, put them in a plastic bag, and label clearly as broken glass.
- Mercury thermometers and mercury sphygmomanometers are "Recyclables". Put them in a box, so that it does not break, write "mercury thermometer" or "mercury sphygmomanometer" on the box and put it out as recyclables. If Mercury -using products break, do not use a vacuum cleaner and do not touch it directly. Make sure to wipe it off with thick paper, etc., and put it out in a plastic bag.



Dry cell Batteries

- Put used dry cell batteries and button batteries into the pail prepared for them.
- *Sasebo city will not collect rechargeable batteries. Please consult your retailer or use the collection boxes at home electronics mass retailers.



Waste papers

*Please see page 12 for details.
*Erase personal information.

- Papers with smells or stains are "Burnable waste".
- Bind the same kind of paper, tie up tight.
- **Do not let materials get wet**. Please place in a clear plastic bag.
- Place small paper scraps in a paper bag, candy boxes,

Newspapers, Advertising fliers



Magazines etc. (incl. miscellaneous waste papers)

Drink cartons

Remove caps, inner pour spouts which can be burned.

Office paper (incl. copy papers)



Electric appliances

*Erase personal information such as individual pics and telephone numbers.

- The following household appliances are "Recyclable", camera, portable music player, portable DVD player, video game, electric dictionary/calculator, mobile/fixed-line telephone, video camera, video deck, and radio-cassette player.



Notice for disposal recyclable items

- Separate items by type, put them into transparent and semi transparent bags for disposal.
- When disposing of cans, bottles and plastic PET bottles, empty the contents, rinse out, and do not crush.
- *Please do not dispose of cans or bottles that contains cigarette butts.
- Caps of bottles and PET bottles:
 - Metal one... "Non-burnable"**
 - Plastic one... "Burnable"**
- Oily and dirty bottles, cans and PET bottles are not recyclable items.
- Cans and bottles... "Non-burnable"**
- PET bottles... "Burnable"**

Oversized waste

Collection reservation & Disposal fee information

An item larger than the designated bag of L-size and no heavier than 60kg is oversized waste. Less than five items are acceptable at one time. You need a reservation for oversized waste collection. Sasebo city does not collect industrial waste from business companies, offices and factories.

Reservation & Inquiry

Oversized Waste Center
Uku Stockyard (Uku Area Only)

0956-46-5300
0959-57-3238

(Date/Time) Monday - Friday (Exc. holidays)
 8:30~17:00
 ※Excluding Uku from 12:00-13:00

1 Call Oversized Waste Center

● Call 3days-1 month before your preferred collection day.

● Let us know:

- Your name and address
- Phone number
- Type, number and Size
- Desired date of pick up
- Directions to pick-up location

※Ask at Clean Centers for fee

You can apply online.

<https://sodai-sys.jp/sasebo/users/>



2 Over-sized waste stickers/tickets can be purchased at convenience stores or supermarkets for 520 Yen each



- ¥520 1 ticket
- ¥1,040 2 tickets
- ¥1,560 3 tickets

* If you cannot carry your oversized waste out of your house by yourself, you can use our home-visit help service for another ticket of ¥520.

3 Stick the ticket(s) on the bulky and put it outside of the front door.



* Cut the sticker stub and keep it until the collection is done.

4 Collection staff will pick up the item.

Your presence is necessary; when you use home-visit help service, when the collector needs to request you to unlock the automatic lock system. Otherwise, No presence is necessary.



● Oversized waste in good condition may be reused. If you do not want items to be reused, please let us know.

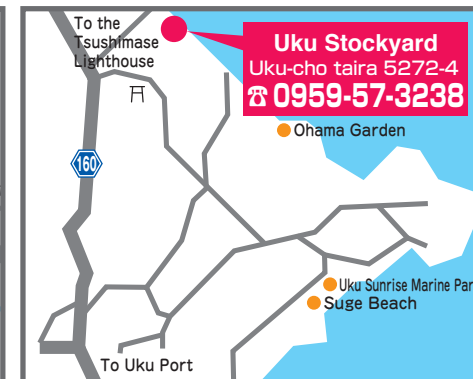
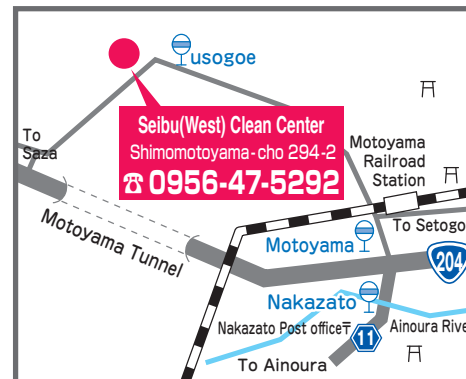
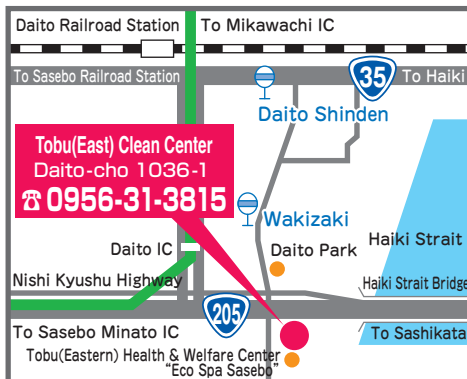
Information about bringing garbage, waste and recyclables into the Clean Center.

You can bring your household waste and recyclables to the clean center or Uku stockyard during the operating hours. (See front cover.) In this case, the disposal fee will be ¥450/50kg, if you do not use the designated bag or oversized waste ticket.

	Designated Waste Bag	Non-Designed Bags	
Burnable	Free	~50kg	50kg~
Non-Burnable		450yen	Additional fee for another 10kg:
Oversized waste			90yen
Recyclable Items		Free	

Contact Date/Time Monday - Saturday 8:30~17:00

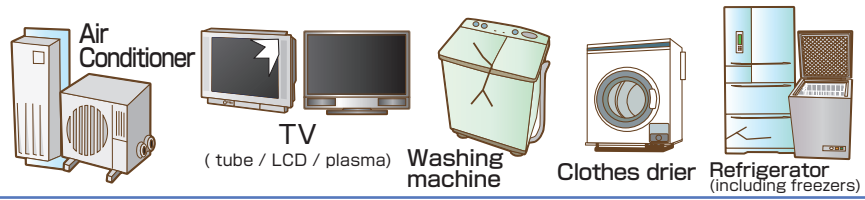
Clean Centers Open Hours - Exc. holidays
 ※Excluding Uku from 12:00-13:00



● Sort your waste & recyclables beforehand. If you do not use the designated bag, use a transparent or semi-transparent bag so that the contents can be seen.

**Keep our city clean.
Illegal dumping and littering
are strictly prohibited.**

Information about the Disposal of the 5 Major Household Appliances



The 5 Major Household Appliances **can not be disposed of at neighborhood collection stations or Clean Centers.** Please contact the place of purchase for disposal. Otherwise, you can bring them to the designated collection locations below with a electronics recycle You can by it at any post office.

Five Major Household Appliances are required to be recycled based on the Home Appliance Recycling Law. These home appliances contain not only useful resources, but also chlorofluorocarbons (CFCs), which deplete the ozone layer and cause global warming, and lead, which is harmful to the environment. Consumers are required to pay a recycling fee, dealers are required to take them back, and appliance manufacturers are required to recycle them.

**Do you know where you bought it ?
Or Will you buy a new item to
replace it ?**

Yes → Ask the shop to take it. You need to buy a recycle ticket.

No

Ask the appliance shop to take it.

Yes → Some shpos will kindly take it even though it is not where you bought it. You need to buy a recycle ticket.

**No shops
take it.**

**Can you bring it to designated
collection station by yourself ?**

Yes → The designated collection stations are shown below; Yamaguchi Shoten & Sasebo Daikyū Unyu. You need to buy a recycle ticket.

No → Ask a licensed non-industrial waste transporter to bring it to the designated collection station. You need to buy a recycle ticket. You also need to pay a transportation fee.

Paying the home appliance recycling fee at the post office


First, please make sure of the following before going to the post office.
TV: Manufacturer and screen size (15-inch, 32-inch, etc.)
Refrigerator / Freezer: Manufacturer and capacity
Other: Manufacturer
A transfer fee is also required to pay the recycling fee at the post office. Please fill in the required items such as the manufacturer code on the home appliance recycling ticket.

When asking a general waste collection and transportation company to carry

Search for "一般廃棄物処理業者" on the Sasebo City HP. The URL is <https://www.city.sasebo.lg.jp/kankyo/haisid/ippan-mebo.html>. Please select from the list of general waste collection and transportation companies. Or, please refer to the advertisement at the bottom of pages 2, 4, 6, 8, 10 of the Waste Separation calendar. Transportation fee vary by vendor.

For inquiries Contact an approved waste collection contractor or the Promotion of Waste Reduction and Disposal Department
For inquiries about fees, etc., please contact the Home Appliance Recycling Ticket Center ☎0120-319640 HP:<https://www.rkc.aeha.or.jp/>

Waste Reduction Promotion Division ☎0956-32-2428



Designated collection location | Yamaguchi Shoten. 107-1 Omome, Sasa-cho ☎0956-42-7500 | Sasebo Daikyū Unyu/Transportation. Located in the Sasebo Branch Sasebo, Shingyoe-cho 539-1 ☎0956-30-7285

Please be advised: Yamaguchi Shoten has moved from Yamato-cho into the city. There is no collection service for each household. It's only limited to the carried-in wastes.

*Belows are advertisements

佐世保市・北松エリアのゴミ分別&処分は全部お任せ

エコムラ 一戸建て マンション お店 建築現場
ゴミ処分はいますぐお電話！
☎0956-66-8101

私たちに任せ
ください



おうちのお片付け～不用品回収まで
見積無料 女性スタッフが対応！

かえるプロジェクト
ISO27001 認証 / エコアクション21取得
赤ちゃんにも優しい
空間除菌もあるよ

(0956)58-4435



Sasebo city will not collect or accept the following items. Do Not leave them in the collection station.

For disposal of the following items, consult the shops or dealers.

Car tires
Car shops, Tire shops, Maintenance shops.

Car and motorcycle batteries
Retail dealers

Safes
Retail dealers

Liquids
Paint, Chemicals, Waste oil and fluid
Liquids other than chemicals are acceptable as "Burnable", if they are soaked up with cloth or paper.

Rechargeable batteries including lithium-ion batteries, such as spare batteries for mobile phones
Please use collection boxes at home appliance stores and home centers.

Li-ion, Ni-Cd, Pb, Ni-MH

Motorcycles and scooters



Motorcycle Recycling
廃棄二輪車取扱店

Or please consult motorcycle scrap dealers.

Motor bikes are to be returned to the retail shop. Or you can bring them to the authorized dealer. Certificate of the owner or inspection will be required. Do not break up your bike before disposal. Remove only the post-fitting parts.

Authorized dealer Yamaguchi Shoten Inc. 107-1 Omome, Saza-cho
☎0956-42-7500 City, relocated from Yamato-cho

Contact Motorcycle Recycling Call Center
☎050-3000-0727
9:30 ~ 17:00 (Closed Saturdays, Sundays, National Holidays, end/New Year's holidays/breaks)

For information about the disposal of motorbikes, check out <http://www.zenkeijikyo.or.jp/nirin/shop/> There is no fee for recycling but there may be a transportation fee depending on the dealer.

Propane Tanks (Excluding cassette cylinders)

Contact Nagasaki Prefectural Liquefied Petroleum Gas (LP Gas) Association
☎095-824-4387
(Date/Time Monday-Friday 8:30-7:30)

For disposal of your syringes and injections, consult the pharmacy or hospital.

If you need to dispose of your bag for peritoneal dialysis, please contact the Waste Reduction Promotion Division for details.

Construction Waste/Scrap Wood, Blocks, Concrete, Stones, Soil, Bricks

To dispose of, please contact a Sasebo city approved contractor.

For disposal of FRP vessels, ask the vessel dealer to recycle them. A fee is required.

Site Japan Boating Industry Association
<https://www.marine-jbia.or.jp/recycle/index.html>



Ask a dealer for fire-extinguisher disposal. You need disposal fee.

Access the URL on the right. → <http://ferpc.jp/>

The fire extinguisher is disposed of by the Japan Fire Extinguisher Industry Association in cooperation with local sales agents. To search for a window near you, go to <https://www.ferpc.jp/accept/sp/>. Recycling fee etc. are required.

When to request pick-up?

When to bring directly?

Special Contact Desk

Special Contact Desk

Designated collection location

There are approximately 5,000 fire extinguisher dealers located throughout Japan that can pick up fire extinguishers.

The Fire Extinguisher Manufacturers Association has set up 210 locations throughout Japan.

Personal computers no longer used at home should be recycled

Collection by PC manufacturer No collection or application accepted by local government

Computer makers and manufactures will pick up and recycle old computers. To dispose of old personal computers, please contact directly to the main desk of the computer maker. Applications can be found on the homepage.



- Devices:
- Desktop or Personal Computer
 - Laptop
 - CRT Display
 - CRT Display (Integrated) Computer
 - LCD (Liquid Crystal Display)
 - LCD Display (Integrated) Computer

Personal computers with the PC recycling mark will be recycled by the manufacturer at no additional cost. Personal computers that do not have the PC recycling mark require a fee to be recycled

<http://www.pc3r.jp/> Search



General Incorporated Association
PC 3R Promotion Association
<http://www.pc3r.jp/>
TEL:03-5282-7685 FAX:03-3233-6091

As for home-built computers and those made by a company in bankruptcy, the PC3R Promotion Association will collect the recycle fee and the machines. You will need to pay a recycle fee.

Free collection by courier service by a government-authorized business: Linette Japan Co.

PCs that have been used at home can be collected by the government-approved company, Linette Japan Co (リネットジャパン). Along with the main body of the PC and peripherals such as displays, printers, scanners, etc. You can also collect small home appliances (other than the 10 items to be collected in Sasebo City). Up to one box, including the main unit of the PC, is free of charge. The maximum size of the box is 140 cm in three dimensions and weighs up to 20 kg. There is a fee for requesting data erasure, not including the main body of the computer, or collecting CRT displays. Please check carefully before applying.

For details, please check the website of Linnet Japan Recycle Co., Ltd. at <http://www.rennet.jp> or contact the dedicated inquiry desk

リネットジャパン search

☎0570-085-800 (10:00 - 17:00)

Soil and waste from businesses or industry

Sasebo city does not collect industrial waste. Consult licensed transporters. As for large amount of wastes from house moving, you can bring them to the clean centers by yourself or consult licensed transporters



Contact

Contact the waste Reduction Promotion Division for details.
☎0956-32-2428

Notes on how to dispose of garbage

How to dispose of waste paper

Please make sure to sort the various types of waste paper appropriately!



Paper wastes other than those on page 7 are also recyclable. Please sort as shown above and reduce your burnable garbage.

! Attention

Most paper larger than business cards are recyclable, but put the following paper out as "Burnable".

Carbon paper, non-carbon paper
Iron-on seal paper,
synthetic slip paper

Duplicate forms, receipts

Thick postcards

Notifications from banks etc

Coated paper and processed paper

Sealed and lined beverage cartons,
paper cups, paper plates, photos, albums,
inkjet photopaper, alcoholic beverage

Alcoholic beverages in paper containers with a silver inside layer
iron-on transfers/
fabric paper and such.

Paper that has been stamped with gold or other metals

Paper that contains gold or silver

Dirty or smelly paper

Wet paper, paper boxes for incense sticks, detergent, or pizza, etc.

Be aware that Clean Centers experience high volume leading up to New Year and Golden Week.

Dispose of your daily garbage at the waste station if possible. When bringing in occasional large amounts of garbage, please avoid busy times of the year.

Caution!

○ For safe disposal of mercury using items.

In order to avoid breakage, put them in a box. Label the item name: "Fluorescent lamp", "Mercury Manometer" and "Mercury Thermometer", for example. Mercury using wastes from households are "Recyclable".

○ Empty spray cans before disposal

If gas remains, spray cans may explode in the fragmentation machine. Please vent cans before disposal, in the open air, and empty them completely. Spray cans are "Non-burnable".

○ Sasebo city does not collect rechargeable batteries.

You cannot leave them in the collection station. The clean centers do not accept them, either. For disposal of rechargeable batteries, use collection boxes at mass-electric-stores or consult your retail dealer.



Please drain your garbage

① Keep your garbage as dry and light as possible.

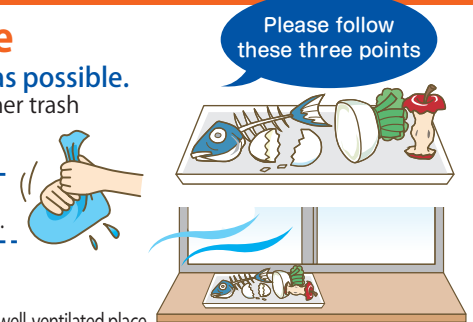
Put vegetable and fruit peels not into the corner trash bag but to trash bag directly not to get them wet and not to increase its weight.

② Drain Firmly

Squeeze any excess water out of the garbage by hand.

③ Dry your garbage in a well-ventilated place before disposal.

We can reduce the water content and weight, if you place it in a well-ventilated place.



About PET Bottles

Due to the negative impact of marine plastic litter and other factors, interest in de-plasticization is growing on a global scale, and "bottle-to-bottle" initiatives have begun to recycle used plastic bottles as raw materials to be used as beverage plastic bottles.

PET bottles are collected as resources, and collection machines have been installed at some 7-Eleven stores in the city. This is a route where PET bottles become PET bottles again. Please use this service.



Utilization of Unused Items in the Home

Do you have items at home that are still usable but you are about to throw away? If you throw them away, they are just garbage, but if someone else uses them, they are a resource. The Sasebo City Environment Department is working with the right recycling stores in the city to make effective use of resources. If you are interested in reusing but are unsure about how to proceed, please consult with us.

Unnecessary items that are still usable but not needed.

Reuse is encouraged!
There are many ways to do this

Still usable, unwanted items (examples)

Precious metals and brand-name goods
pottery, electronics
cupboards & tables
chairs and bookshelves
stuffed animals/stationery
suits, shoes,
children's clothing, etc.



How to Reuse

Requesting stores, etc.

List items on flea markets or flea market apps

Talk to recycle stores (buy and pick up)



1-13-11, Hayaki, Sasebo-shi
☎ 0956-20-5858



9-1 Shimogoyo-cho, Sasebo-shi
☎ 0120-152-153



1875-1 Nakasato-cho, Sasebo-shi
☎ 0956-42-6222



104-4 Kihara-cho, Sasebo-shi
☎ 0956-30-7359



20-7 Fujiwara-cho Sasebo-shi
☎ 0956-46-7701

Give to people who want to use them

Provide material support overseas



Ichira Sangyo Frog Project (かえるプロジェクト)
4699 Egami-cho, Sasebo City
☎0956-58-4435

Items handled and methods of acceptance differ at each store. Some items cannot be handled due to condition or age, so please call first to inquire.

Sasebo City Office Environment Department shares information on Twitter and YouTube!



Sasebo City Environment Department provides information on the "environment" and "ecology" of Sasebo such as the nature, education, global warming prevention, and garbage on the Twitter account "Daston-kun" and the YouTube channel "Sasebo Eco Channel". We also provide information on the "environment" and "ecology" of Sasebo through "Daston-kun" and the YouTube channel "Sasebo Eco Channel". We will also introduce the efforts of citizens and businesses, so please take a look.

Twitter account
Click here to see "Daston-kun".



Youtube Channel
Click here for the "Sasebo Eco Channel"



Please understand and cooperate with the Cleanliness Promotion Committee!

The following are the duties of the Clean Promotion Committee members, who act as liaisons between City Hall and citizens.

- The following is the work of the Clean Promotion Committee members, who act as a link between City Hall and citizens.
- Education and guidance on how to properly dispose of garbage.
- Guidance on the prevention of illegal dumping.
- Instructing people on how to dispose of garbage on their own.

Follow the rules and keep a clean city!



Please cooperate with us!

Let's separate garbage at home.

Let's reduce food loss!

It is said that half of the food loss comes from households. Please make efforts to reduce food loss by referring to the following.

- Before going shopping ... Check the inside of the refrigerator and cupboards and think about what ingredients to buy.
- While shopping ... Don't buy more than you need, even if it is on special sale or at a discount.
- When cooking ... Do not cook too much. Don't throw away edible parts.
- When eating ... Eat all the leftovers. Store leftover food properly and use it for another meal.
- When eating out ... Don't order too much. Order only what you can eat.

※best-before date...The expiration date is the time limit for the food to taste good. It does not mean that the food cannot be eaten immediately after the expiration date.
expiry date...The Deadline that you should not eat after it.

